



SIMPLISTEEL™
RIGID-FRAME BUILDINGS

Your project, made your way

To learn more and to kickstart your dream, visit simplisteel.com



S



F

Inspiration Guide

SIMPLISTEEL™
RIGID-FRAME BUILDINGS

Simplisteel™ rigid-frame buildings: Big Dreams, **Simple Solutions**


Are you a photographer who wants to design a local studio for your elaborate work? Build a rental studio space for content creators? Maybe you're a gearhead fantasizing about owning space for your motorcycles. One thing is certain: You're a dreamer with big hopes and aspirations but no space to make them come true.



Introducing Simplisteel™ buildings—the perfect solution for your passion projects.

Their low-complexity and high-quality properties make it easy for dreamers to create their own durable buildings. Simplisteel buildings offer affordability, weather resilience and simple installation. They also provide the peace of mind and reliable protection customers need for their greatest assets—housing their most ambitious goals, hopes and dreams.

Ready to break ground? Let's see why Simplisteel products are a match made in heaven for you and your bold ideas.





Why choose metal, specifically steel, for your passion projects?

For those who want longevity, strength and a simple construction process, rigid-frame steel buildings outshine alternative building materials.



Thanks to its remarkable strength, durability and versatility, steel stands strong against hefty loads, ensuring structural stability while resisting pests and fire. It offers protection against wind exposure, snow loads, earthquakes and hurricanes – you can even design steel buildings with specific features and reinforcements to bolster their resilience against extreme weather conditions. They can also be efficiently prefabricated off-site, reducing labor costs and construction time.

Still undecided? Let's consider post-frame buildings. They can be quick to assemble; however, wooden structures offer a lower strength-to-weight ratio than steel and are prone to damage in severe weather. They're also vulnerable to pests and termites, which can weaken their parts and lead to potential safety risks to your big dreams.

If you house your passion projects in a steel building, you can set aside these concerns as it will resist pests, mold and fire, making it the most dependable choice for long-lasting project protection. Unlike wood, steel doesn't shrink, rot, split, warp or shift over time. And with proper maintenance, steel buildings can last for decades.

To top this off, steel buildings can boost your energy-efficiency efforts when adding insulation, cool roof coatings, efficient HVAC and lighting, along with a well-planned building envelope. These steps cut heat transfer, lessen cooling and lighting demands and trim down energy use. Plus, steel is one of the most recycled materials worldwide.

“With Simplisteel™ buildings, you can safeguard your hopes and dreams in a durable and flexible space that’s not only cost effective, low maintenance and easy to construct, but also delivers the protection you need, thanks to reliable strength, longevity and weather resilience.”

Here are some innovative approaches you can use for Simplisteel buildings to grow your hobbies, side hustles or untapped entrepreneurial opportunities.





Gardeners can dig it: Blossom your garden into a thriving greenhouse

Is it possible to grow my garden into a greenhouse?



It is! Simplisteel™ products allow you to add windows, skylights and other entry types to open up the space and let the sunlight in. Simplisteel buildings boast optimal energy efficiency and pest and termite resistance, and can withstand extreme weather conditions—ensuring plants flourish to nourish you and your family or your growing business.





Build your dream rock climbing gym

I've been rock climbing for years, and I want to get others to start climbing.



Reaching new heights in strength, Simplisteel™ products are tailor-made for your rock climbing aspirations. They deliver spacious interiors, minimal columns for diverse routes and exceptional durability against climbing rigors and equipment wear.

Dreaming of having my own family climbing gym for the community to enjoy.





A boat enthusiast? Chart your passion's course into a boatyard

I've built up a great community of boating enthusiasts.



Whether it's one boat or several, Simplisteel™ buildings can be adapted to your needs seamlessly. They boast wide entrances, and can be erected without central columns and with wider drive aisles. Perfect for those who dream big in the world of boats, Simplisteel buildings ensure reliable protection and long-lasting strength.

Now all I've been dreaming of is a safe place where we can house our valuable cargo.





Ride the creative wave in that surfboard-shaping workshop you've been dreaming of

Can I even grow my surfboard-shaping skills into a booming business?




Easy to construct and cost effective, Simplisteel™ buildings mean you don't have to hold back on your dreams. These buildings offer low complexity and weather resilience, with design flexibility so you can put those unique surfboard designs on display through windows or even add skylight openings to let more light in.






Uncork your expertise and wine collection into a tasting venue hotspot

I'm a sommelier dreaming of a backyard wine haven for fellow enthusiasts.



Simplisteel™ products can turn your dream into reality. These buildings, more durable and pest resistant than post-frame ones, feature spacious designs—perfect for accommodating classrooms full of wine enthusiasts keen to learn. They also allow for tailored features like lighting, insulation to maintain ideal temperatures for wines and moisture control.

I want to pass along my knowledge and expertise as well as share my curated wine collection.





Create a space for curious potters eager to learn more about pottery


I see a rise in people interested in making pottery.



Dreaming of having a studio to teach clay dish and artwork making.

Dreaming of turning your two-car garage into a spacious pottery studio? Simplisteel™ products can do better than that. Cost effective and easy to construct, they are high-quality metal buildings crafted to last for your big ambitions. Simplisteel buildings also feature a clear span design, perfect for a classroom of potters, as well as a kiln, pottery wheels and tables. You can also add proper insulation and heating in these buildings for a more comfortable space.





A furniture restorer? Host that local furniture expo you've been thinking about

My fellow furniture restorers and I have created beautiful designs.



And we'd love to display them, but our city doesn't have a furniture expo. I dream of being the first one to organize one.

Pest and termite resistant, durable and low maintenance, Simplisteel™ buildings are top contenders for that local expo you've been aspiring to. They feature a clear-span design and towering structures, which means attendees and exhibitors can manage the floor and create big, beautiful booths with ease. Or, if you want to build a workshop dedicated to your creations, Simplisteel products can also accommodate that.





When your dream of revving up a hot rod clubhouse for locals has outgrown the garage

I've been thinking about a cool place for fellow hot rodders.

For those envisioning a showroom for local car enthusiasts, Simplisteel™ buildings are the perfect solution. Harnessing the power of rigid-frame metal buildings, Simplisteel products offer long-term strength and durability that can stand up to extreme weather conditions, while accommodating your dream's unique design needs, including roll-up doors and windows for displays.

A place where we can fine tune, customize and display our cherished possessions. Maybe even host local contests.






Recreation enthusiasts can get behind it: Piece that extra space into a fun escape room

I would love to build an escape room in my hometown. But is it even possible?



Absolutely! Thanks to the affordability and easy installation process you get with Simplisteel™ buildings, you can confidently bring your dream to life without any hassles. Plus, tailoring these buildings to your needs is remarkably straightforward. You can add extra rooms, reconfigure floor space and add shelf space and insulation for optimal comfort. Unlike solving an escape room, building your dream space doesn't require strenuous effort—it comes together effortlessly.



“

With a dedicated sales team and extensive Authorized Builder network, customizing your dream space has been made possible. Plus, you can trust that Simplisteel buildings will be delivered to the desired location on time.

”

Simplisteel™ buildings can easily be configured and designed to better suit the specific requirements for your dreams. Building footprints can range from 24' x 24' and 30' x 40' to 100' x 100' for smaller yet ambitious ventures. For some projects like rock climbing gyms, the square footage can go from 6,000 to 12,000 sq. ft. and more, depending on the scale of the commercial enterprise.

From start to finish, our team is with you every step of your passion project journey. Simplisteel products are backed by extensive industry expertise and a robust manufacturing and distribution network. This ensures that you can have confidence in the quality and endurance of Simplisteel buildings. Plus, our dedication to user friendliness is paralleled by our dedication to helping customers realize their dreams.

Your project, made your way

To learn more and to kickstart your dream, visit simplisteel.com